



Teacher Shortage Loan Forgiveness Program Annual Report

February 1, 2020

Authors

Megan FitzGibbon

State Financial Aid Manager

Tel: 651-355-0606

megan.fitzgibbon@state.mn.us

Joanna Moua

Financial Aid Administrator

Tel: 651-355-0613

joanna.moua@state.mn.us

About the Minnesota Office of Higher Education

The Minnesota Office of Higher Education is a cabinet-level state agency providing students with financial aid programs and information to help them gain access to postsecondary education. The agency also serves as the state's clearinghouse for data, research and analysis on postsecondary enrollment, financial aid, finance and trends.

The Minnesota State Grant Program is the largest financial aid program administered by the Office of Higher Education, awarding more than \$207 million in need-based grants to Minnesota residents attending accredited institutions in Minnesota. The agency oversees tuition reciprocity programs, a student loan program, Minnesota's 529 College Savings Plan, licensing and early college awareness programs for youth

Minnesota Office of Higher Education

1450 Energy Park Drive, Suite 350

Saint Paul, MN 55108-5227

Tel: 651.642.0567 or 800.657.3866

TTY Relay: 800.627.3529

Fax: 651.642.0675

Email: info.ohe@state.mn.us

Contents

- Introduction.....1**
- Financial Summary2**
- Shortage Areas.....3**
 - Economic Development Region Shortage Areas3
 - Statewide License Fields Shortage Areas3
 - License Field Shortage Areas within each Economic Development Region.....4
 - Statewide Racial and Ethnic Groups Shortage Area7
- Application and Award Process.....8**
 - Applicants8
 - Applications8
 - Awards 10
- Recipients12**
- Future Consideration.....14**
- Appendix A: 2018 School Districts with Less Than 10 Award Recipients.....15**

Introduction

The 2015 Minnesota Legislature enacted the Teacher Shortage Loan Forgiveness Program, effective August 1, 2015, [Minnesota Statutes 136A.1791](#). The Minnesota Office of Higher Education (OHE) refers to the program as the Teacher Shortage Loan *Repayment* Program (TSLRP) to better align the program's name to its design. OHE was tasked with establishing rules and administering the program. [Minnesota Administrative Rules](#) were established on Tuesday, February 28, 2017.

TSLRP is designed to provide student loan debt relief, in the form of repayment awards, to teachers working in shortage areas identified by the Commissioner of the Minnesota Department of Education (MDE) using data collected for the "Teacher Supply and Demand Report." The loan repayment program was created as an incentive to encourage qualified licensed teachers to work in identified teacher shortage area classrooms and to reduce the number of school districts that are unable to hire fully licensed teachers in particular license fields.

OHE is required to submit an annual report by February 1 to the chairs of the K-12 and higher education committees of the Legislature. The report must include (1) number of individuals who received loan forgiveness, (2) licensure areas and economic development regions in which the teachers taught, (3) average amount paid to a teacher participating in the program, and (4) other summary data identified by the commissioner as outcome indicators. Currently, 2018 TSLRP applications have been awarded, 2019 applications are in the process of review, and 2020 application is anticipated to launch in spring of 2020.

Financial Summary

[Minnesota Statutes 136A.1791 Subdivision 8](#) established a fund for TSLRP, making appropriations to the fund “continuously available” for loan repayment awards:

Table 1 Teacher Shortage Loan Repayment Program Financial Summary

FY	Appropriation	Administrative	Awards
2016/2017 One-Time Appropriation	\$2,000,000.00	\$60,000.00	\$1,940,000.00
2016	\$200,000.00	\$6,000.00	\$194,000.00
2017	\$200,000.00	\$6,000.00	\$194,000.00
Carry-over of One-Time Appropriation	\$500,000.00	\$15,000.00	\$485,000.00
2018	\$200,000.00	\$6,000.00	\$194,000.00
2019	\$200,000.00	\$6,000.00	\$194,000.00
2020/2021 Appropriation			
2020	\$200,000.00	\$6,000.00	\$194,000.00
2021	\$200,000.00	\$6,000.00	\$194,000.00
TOTAL	\$3,700,000.00	\$111,000.00	\$3,589,000.00

OHE paid \$1,017,869.00 in fiscal year 2019 based upon 2018 applications (2017-2018 shortage areas).

A total balance of \$640,824 remains for future awards.

2019 applications (2018-2019 shortage areas) are still in review and expected to be paid in fiscal year 2020.

Shortage Areas

OHE requests MDE to identify teacher shortage areas on an annual basis for the purposes of administering this program. However, some of the data MDE uses to identify shortage areas is not collected annually because the MDE “Teacher Supply and Demand Report” is only produced every two years. Teacher shortage areas include (1) economic development region shortage areas, (2) statewide license fields shortage areas and (3) license field shortage areas within each economic development region.

Teachers are eligible to apply for TSLRP if they are:

- Providing classroom instruction in a designated license field teacher shortage area anywhere in the state; OR
- Providing classroom instruction in any license field in an economic development region identified as having a teacher shortage area; OR
- Providing classroom instruction in a designated license field teacher shortage within the economic development region in which they teach; OR
- A fully licensed teacher providing classroom instruction who belong to any racial or ethnic group other than White (non-Hispanic/Latino).

In addition, teachers must be fully-licensed (e.g. not teaching under a Special Permission or Variance) in the license field(s) in which they are providing classroom instruction.

For fiscal year 2018 (2017 application), see the report submitted last year, “[Teacher Shortage Loan Forgiveness Program: February 1, 2018](#),” for shortage area information. For fiscal year 2019 (2018 application) the teacher shortage areas identified by MDE included:

Economic Development Region Shortage Areas (Map)

- Region 1 – Northwest
- Region 2 – Headwaters
- Region 3 – Arrowhead
- Region 8 - Southwest

Statewide License Fields Shortage Areas

Academic and Behavioral Strategist
Agricultural Education
American Indian Language and Culture
American Sign Language
Arabic
Autism Spectrum Disorders
Bilingual/Bicultural Education
Blind or Visually Impaired
Business
Chemistry
Chinese

Communication Arts/Literature
Communication Technology Careers
Construction Careers
Creative Design Careers
Dakota
Dance
Dance and Theatre
Deaf or Hard of Hearing
Developmental Disabilities
Developmental/ Adapted Physical Education
Driver Education

Early Childhood Careers
 Early Childhood Education
 Early Childhood Special Education
 Earth and Space Science/ Earth Science
 Elementary Education
 Emotional Behavior Disorders
 English as a Second Language
 English\Language Arts
 Family and Consumer Sciences
 French
 German
 Greek
 Health Education
 Hebrew
 Hmong
 Hospitality Service Careers
 Instrumental (Band/Orchestra) and Classroom Music
 Italian
 Japanese
 Latin
 Learning Disabilities
 Library Media Specialist
 Life Sciences
 Manufacturing Careers
 Mathematics
 Medical Careers
 Mild to Moderate Mentally Handicapped
 Moderate to Severe Mentally Handicapped

Norwegian
 Ojibwa
 Oral/Aural Deaf Education
 Parent and Family Education
 Physical and Health Disabilities
 Physical Education
 Physical Sciences: Physics & Chem
 Physics
 Polish
 Pre-Primary
 Reading
 Reading Leader
 Russian
 Science 5-8 (130600)
 Science 5-8 (130601)
 Science 5-9
 Social Studies -All-
 Spanish
 Swedish
 Teacher/Coordinator Work Based Learning
 Teachers of Computer, Keyboarding, and Related
 Technology Applications
 Technology
 Theatre Arts
 Transportation Careers
 Visual Arts
 Vocal and Classroom Music

License Field Shortage Areas within each Economic Development Region

Region 1 - Northwest		
Academic and Behavioral Strategist	Autism Spectrum Disorders	Business
	Construction Careers	Developmental Disabilities
Emotional Behavior Disorders	English as a Second Language	Family and Consumer Sciences
Learning Disabilities	Mild to Moderate Mentally	Moderate to Severe Mentally
Science 5-8 (130600)	Science 5-8 (130601)	Sciences 5-9
Technology	Visual Arts	
Region 2 – Headwaters		
Autism Spectrum Disorders	Communication Arts and Literature	Early Childhood Special Education
Emotional Behavior Disorders	Learning Disabilities	Visual Arts

Region 3 – Arrowhead		
Academic and Behavioral Strategist	Autism Spectrum Disorders	Business
Construction Careers	Developmental Disabilities	Early Childhood Education
Early Childhood Special	Elementary Education	Emotional Behavior Disorders
Family and Consumer Sciences	Health Education	Learning Disabilities
Mathematics	Mild to Moderate Mentally Handicapped	Moderate to Severe Mentally Handicapped
Science 5-8 (130600)	Science 5-8 (130601)	Sciences 5-9
Spanish		
Region 4 - West Central		
Academic and Behavioral Strategist	Communication Arts and Literature	Developmental/ Adapted Physical Education
Early Childhood Special Education	Elementary Education	Emotional Behavior Disorders
English as a Second Language	English\Language Arts	Learning Disabilities
Physical Education	Reading	Spanish
Region 5 – North Central		
Academic and Behavioral	Developmental Disabilities	Early Childhood Education
Early Childhood Special Education	Elementary Education	Emotional Behavior Disorders
		Learning Disabilities
Mild to Moderate Mentally Handicapped	Moderate to Severe Mentally Handicapped	Parent and Family Education
Region 6E – Southwest Central		
Academic and Behavioral Strategist	Autism Spectrum Disorders	Chemistry
Developmental/ Adapted Physical Education	Early Childhood Special Education	Emotional Behavior Disorders
English as a Second Language	Physical Education	Physical Sciences: Physics & Chem
Region 6W – Upper MN Valley		
Communication Arts and Literature	English\Language Arts	
Region 7E – East Central		
Academic and Behavioral Strategist	Autism Spectrum Disorders	Construction Careers
	Business	Development Disabilities
Developmental/ Adapted Physical Education	Early Childhood Special Education	Elementary Education
Emotional Behavior Disorders	Family and Consumer Sciences	Mild to Moderate Mentally Handicapped
	Learning Disabilities	
Moderate to Severe Mentally	Teacher/Coordinator Work	

Region 7W - Central		
Academic and Behavioral Strategist	Autism Spectrum Disorders	Business
	Chemistry	Communication Arts and Literature
Construction Careers	Developmental Disabilities	Elementary Education
Emotional Behavior Disorders	English as a Second Language	English\Language Arts
Family and Consumer Sciences	Learning Disabilities	Mild to Moderate Mentally Handicapped
Moderate to Severe Mentally Handicapped	Physical Sciences: Physics & Chem	Science 5-8 (130600)
Science 5-8 (130601)	Teachers of Computer, Keyboarding, and Related Technology	Transportation Careers
Science 5-9		Visual Arts
Region 8 – Southwest		
Academic and Behavioral Strategist	Autism Spectrum Disorders	Development Disabilities
	Communication Arts and Literature	Developmental/ Adapted Physical Education
Early Childhood Special Education	Elementary Education	Emotional Behavior Disorders
English as a Second Language	English\Language Arts	Family and Consumer Sciences
Learning Disabilities	Life Sciences	
Mathematics	Mild to Moderate Mentally Handicapped	Moderate to Severe Mentally Handicapped
Medical Careers		
Science 5-8 (130600)	Science 5-8 (130601)	Science 5-9
Social Studies		
Region 9 - South Central		
Academic and Behavioral Strategist	Autism Spectrum Disorders	Chemistry
	Construction Careers	Development Disabilities
Developmental / Adapted Physical Education	Early Childhood Speical Education	Emotional Behavior Disorders
English as a Second Language	Learning Disabilities	Mild to Moderate Mentally Handicapped
Medical Careers	Mathematics	
Moderate to Severe Mentally Handicapped	Parent and Family Education	Physical Sciences: Physics & Chem
Physics	Science 5-8 (130600)	Science 5-8 (130601)
Science 5-9	Spanish	Visual Arts
Region 10 – Southeast		
Academic and Behavioral Strategist	Autism Spectrum Disorders	Communication Arts and Literature
Deaf or Hard of Hearing	Development Disabilities	Developmental / Adapted Physical Education
Early Childhood Special Education	Elementary Education	Emotional Behavior Disorders

English as a Second Language	English\Language Arts	Family and Consumer Sciences
Health Education	Learning Disabilities	Mathematics
Mild to Moderate Mentally Handicapped	Moderate to Severe Mentally Handicapped	Oral/Aural Deaf Education
Physical Sciences: Physics & Chem	Physics	Science 5-8 (130600)
Science 5-8 (130601)	Science 5-9	Visual Arts
Region 11 – 7 County Twin Cities		
Academic and Behavioral Strategist	Autism Spectrum Disorders	Communication Arts and Literature
Dance	Development Disabilities	Early Childhood Special Education
Elementary Education	Emotional Behavior Disorders	English as a Second Language
	English\Language Arts	Learning Disabilities
Mathematics	Mild to Moderate Mentally Handicapped	Moderate to Severe Mentally Handicapped
Science 5-8 (130600)	Science 5-8 (130601)	Science 5-9
Social Studies	Spanish	Visual Arts

Statewide Racial and Ethnic Groups Shortage Area

Fully licensed teachers providing classroom instruction who belong to any racial or ethnic group other than White (non-Hispanic/Latino) meet this shortage area.

Application and Award Process

A TSLRP applicant may receive a maximum of \$1,000 per year, not to exceed the balance of the applicant's qualified educational loans, including principal and interest. An applicant may receive a lifetime maximum of five awards. OHE assumed the likelihood of receiving more applications from eligible teachers than available funding, so the following elements are addressed in [Minnesota Administrative Rules 4830.9130](#) and used to prioritize the awards among eligible applicants:

- A. Financial need of an applicant, considering the applicant's income (without regard to spousal income, if applicable), household size, and total qualified educational loan
- B. Previous awards to the applicant from TSLRP
- C. Whether the applicant is employed in an economic development region that is a teacher shortage area
- D. Whether the applicant is employed in a teacher shortage area within the applicant's economic development region
- E. Whether the applicant is employed in a statewide teacher shortage area
- F. Whether the applicant belong to any racial or ethnic group other than White (non-Hispanic/Latino).
- G. Statewide distribution of funds

Applicants

To be an eligible applicant, an individual must:

- A. Hold a teaching license issued by the Minnesota Professional Educator Licensing and Standards Board;
- B. Be employed by a school district to provide classroom instruction in a teacher shortage area;
- C. Not have received five annual awards from this program;
- D. Provide a completed application;
- E. Have outstanding qualified educational loan debt;
- F. Not submit false or misleading information on any application to this program; and
- G. Provide verification of the application of previously awarded funds toward eligible qualified educational loans, if the applicant has previously received an award.

Applications

To date, four application periods have been made available:

2016 Applications (2015-2016 teaching assignments): May 26, 2016 – June 30, 2016

2017 Applications (2016-2017 teaching assignments): May 20, 2017 – June 30, 2017

2018 Applications (2017-2018 teaching assignments): May 10, 2018 – June 30, 2018

2019 Applications (2018-2019 teaching assignments): June 11, 2019 – July 15, 2019

Applicants selected for further review were provided with notice to submit additional supporting documentation during July and August by a deadline of August 31st:

- A. Application Data Verification Form
- B. Employment Verification Form (completed by school or school district representative)
- C. Verification of Qualified Educational Loans (statements from lenders and servicers)
- D. Verification of Income and Household Size (federal tax forms)

Review of all application materials was conducted from September through February. Table 2 reflects data for 2018 applications among economic development regions:

Table 2 Teacher Shortage Loan Repayment Program 2018 Applications

Economic Development Region	Eligible Apps	Ineligible Apps	Apps Selected for Review	Review Documents Received	Verification Complete	Total Apps
Region 1 – Northwest	67	0	67	56	56	67
Region 2 – Headwaters	56	1	56	40	40	57
Region 3 – Arrowhead	134	1	134	112	111	135
Region 4 – West Central	107	1	107	86	84	108
Region 5 – North Central	80	3	80	68	65	83
Region 6E – Southwest Central	66	0	66	56	54	66
Region 6W – Upper MN Valley	21	1	21	18	16	22
Region 7E – East Central	67	2	67	57	56	69
Region 7W – Central	152	5	153	124	117	157
Region 8 – Southwest	97	1	98	87	84	98
Region 9 – South Central	123	1	124	104	99	124
Region 10 – Southeast	221	6	150	119	117	227
Region 11 – Twin Cities Area	813	14	150	130	123	827
Unknown District or Private School	0	6	0	0	0	6
TOTAL	2004	42	1273	1060	1022	2046

Ineligible applications were determined prior to selection for review and during review. The number of completed verifications is less than the number of review documents received, because some applicants submitted incomplete documentation or no documentation at all. Of those selected for review, 80 percent of applications resulted in complete verification and awards.

Table 3 reflects data for the 2019 applications, **still processing**, among economic development regions:

Table 3 Teacher Shortage Loan Repayment Program 2019 Applications

Economic Development Region	Eligible Apps	Ineligible Apps	Apps Selected for Review	Total Apps
Region 1 – Northwest	53	3	53	56
Region 2 – Headwaters	62	1	62	63
Region 3 – Arrowhead	145	1	71	146
Region 4 – West Central	121	2	70	123
Region 5 – North Central	91	8	91	98
Region 6E – Southwest Central	70	2	70	72
Region 6W – Upper MN Valley	23	1	23	24
Region 7E – East Central	81	2	81	83
Region 7W – Central	164	6	67	168
Region 8 – Southwest	96	1	96	97
Region 9 – South Central	148	4	72	152
Region 10 – Southeast	247	9	79	256
Region 11 – Twin Cities Area	729	15	89	743
Unknown District or Private School	0	4	0	7
TOTAL	2030	59	925	2088

Applications were prioritized based on the following:

- A. Financial need of an applicant, considering the applicant’s income, household size, and total qualified educational loan debt;
- B. Previous awards to the applicant from the Teacher Shortage Loan Repayment Program;
- C. Employment location and licensure field in which applicant is currently providing classroom instruction; and
- D. Racial or ethnic group of the applicant which is underrepresented in the Minnesota teacher workforce.

Table 4 reflects 2018 and 2019 applications by race/ethnicity:

Table 4 Teacher Shortage Loan Repayment Program 2018 and 2019 applications by Race/Ethnicity

Race/Ethnicity	2018 Apps	2019 Apps	Total
American Indian or Alaska Native	14	9	23
Asian	43	36	79
Black or African American	32	30	62
Hispanic or Latino	58	46	104
Native Hawaiian or Other Pacific Islander	2	2	4
Two or More Races	35	29	64
White, Not Hispanic or Latino	1716	1867	3583
Not Reported	124	69	193

Table 5 represents age demographics of applicants selected for review:

Table 5 Teacher Shortage Loan Repayment Program Age of Applicants Selected for Review

Age	2016	2017	2018	2019	Total
Average	35.42	34.99	35.60	36.15661	35.541653
Median	34	33	34	34	33.75
Minimum	23	23	23.5	22	22.875
Maximum	69	64	65	73	67.75

Awards

Upon successful verification of 2018 application documents, OHE notified applicants of awards, sent award payments, and required award recipients to return documents verifying payment was made to student loans. Award recipients that do not return documents verifying payment was made to student loans are no longer eligible for future TSLRP awards. Of the 2018 award recipients, 948 (94 percent) elected to re-apply with the 2019 application. Only 18 re-apply applicants were determined ineligible due to not submitting documentation, verifying student loan payments, to OHE within 60 days of receiving the award.

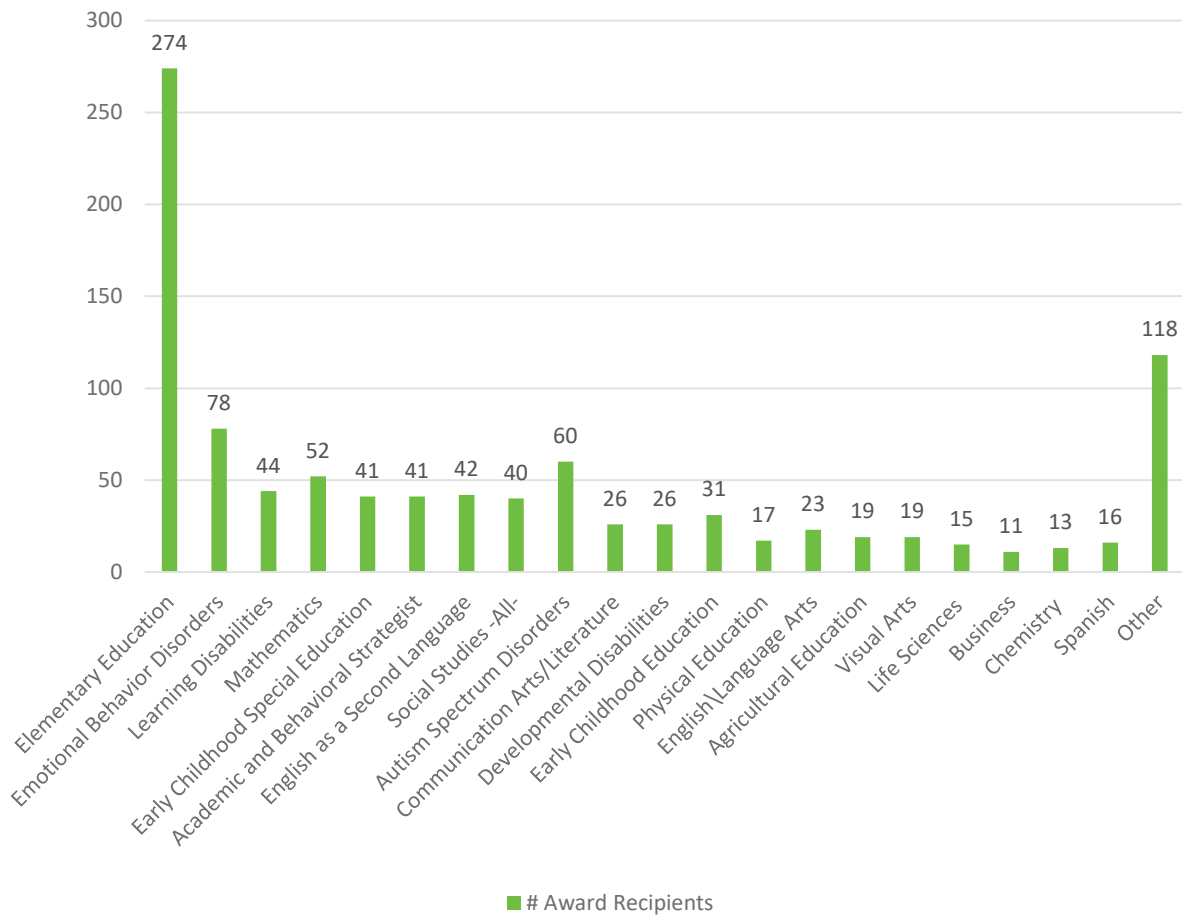
Table 5 Teacher Shortage Loan Repayment Program 2018 Awards

Economic Development Region	Award Notice Sent	Payment Notice Sent	Payment Verification Received
Region 1 – Northwest	56	56	52
Region 2 – Headwaters	40	40	38
Region 3 – Arrowhead	111	111	108
Region 4 – West Central	81	81	77
Region 5 – North Central	61	61	58
Region 6E – Southwest Central	51	51	51
Region 6W – Upper MN Valley	16	16	15
Region 7E – East Central	55	55	52
Region 7W – Central	114	114	111
Region 8 – Southwest	84	84	83
Region 9 – South Central	97	97	92
Region 10 – Southeast	117	117	111
Region 11 – Twin Cities Area	123	123	117
TOTAL	1006	1006	965

Recipients

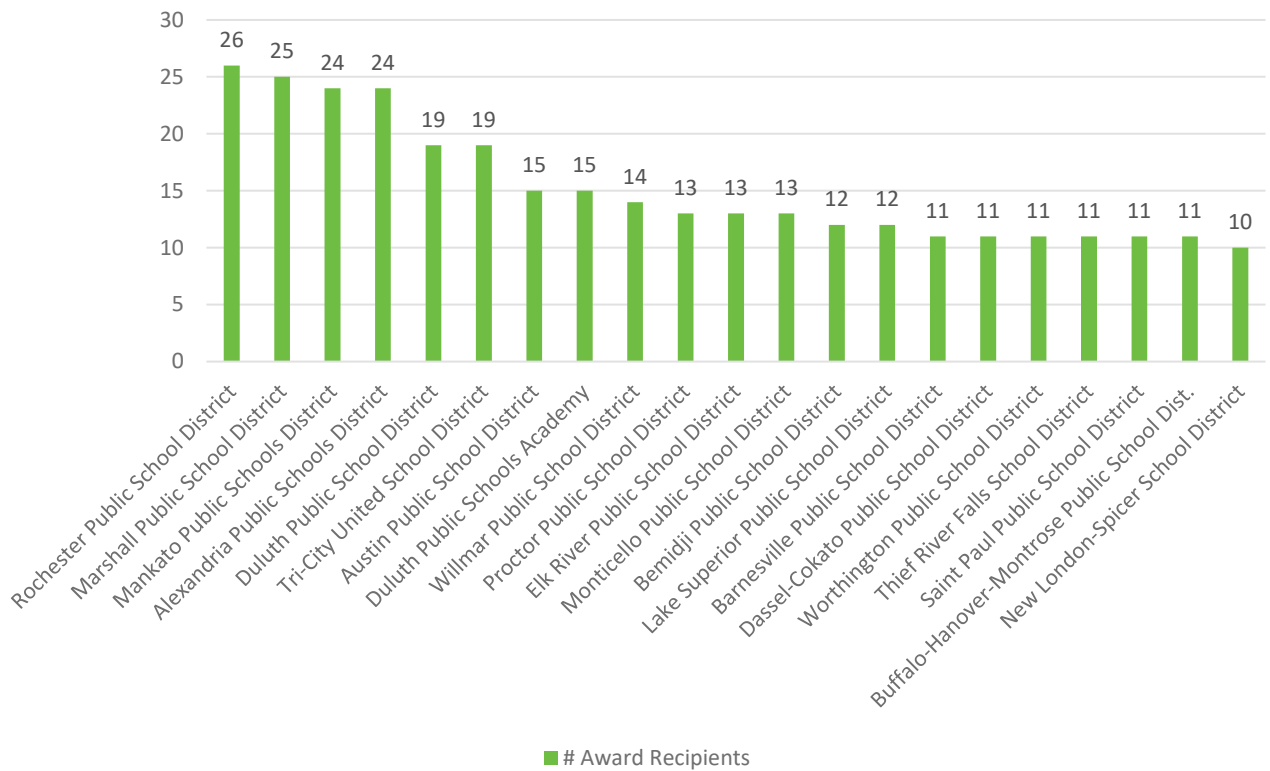
The average award paid among 2018 award recipients was \$1,000. Figures 1 through 3 depict summary data about license fields, district, and economic development regions of 2018 award recipients.

Figure 1 Teacher Shortage Loan Repayment 2018 Award Recipient by License Fields



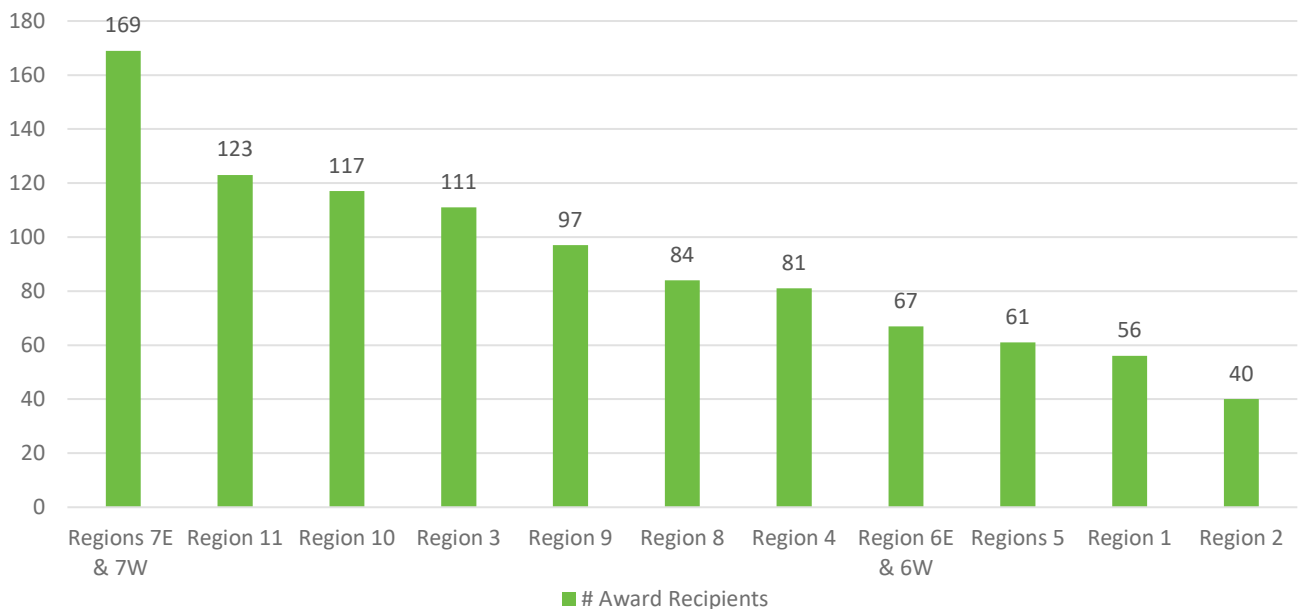
Note: The category of "Other" includes license fields with less than 10 recipients per field: Science 5-8 (130600), Vocal and Classroom Music, Deaf or Hard of Hearing, Science 5-8 (130601), Family and Consumer Sciences, Pre-Primary, Developmental/Adapted Physical Education, Reading, Health Education, Teacher/Coordinator Work Based Learning, French, Technology, Parent and Family Education, German, Physical and Health Disabilities, Physics, Physical Sciences: Physics & Chem, Science 5-9, Earth and Space Science/Earth Science, History, Developmental/Adapted Physical Education, Band, General Science, Library Media Specialist and Industrial Arts.

Figure 2 Teacher Shortage Loan Repayment 2018 Award by Recipient Districts



NOTE: A list of 235 additional school districts with less than 10 award recipients each is provided in Appendix A.

Figure 3 Teacher Shortage Loan Repayment 2018 Award Recipient by Economic Development Regions



Future Consideration

TSLRP awards will likely become extremely competitive. Reevaluation of measures defining shortage areas may better allow TSLRP to meet the goals of encouraging qualified licensed teachers to work in identified teacher shortage area classrooms and to reduce the number of school districts that are unable to hire fully licensed teachers in particular license fields. This may include the development of alternative state definitions of shortage areas in order to better target limit funding.

Appendix A:

2018 School Districts with Less Than 10 Award Recipients

A.C.G.C. Public School District	McGregor Public School District
Academia Cesar Chavez Charter School	Meeker And Wright Special Education
Ada-Borup Public School District	Melrose Public School District
Adrian Public School District	Menahga Public School District
Aitkin Public School District	Metro Deaf School
Albany Public School District	Milaca Public School District
Albert Lea Public School District	Milroy Public School District
Annandale Public School District	Minneapolis Public School District
Anoka-Hennepin Public School District	Minneota Public School District
Art and Science Academy	Minnesota State Academies
Ashby Public School District	Minnesota Transitions Charter School
Badger Public School District	Minnetonka Public School District
Bagley Public School District	Minnewaska School District
Barnum Public School District	MN Valley Education District
Battle Lake Public School District	Moorhead Public School District
Beacon Academy	Morris Area Public Schools
Benson Public School District	Mounds View Public School District
Benton-Stearns Ed. District	Murray County Central School Dist.
Bertha-Hewitt Public School District	New Discoveries Montessori Academy
Big Lake Public School District	New Prague Area Schools
Blooming Prairie Public School Dist	New Ulm Public School District
Bloomington Public School District	New York Mills Public School Dist.
Blue Earth Area Public School	Norman County East School District
Braham Public School District	North Branch Public Schools
Brainerd Public School District	North St Paul-Maplewood Oakdale Public School District
Breckenridge Public School District	Northeast College Prep
Browerville Public School District	Northeast Metro 916
Burnsville Public School District	Northern Lights Community School
Cambridge-Isanti Public School Dist	Northfield Public School District
Canby Public School District	Northland Learning Center
Cannon Falls Public School District	NRHEG School District
Carlton Public School District	Onamia Public School District
Cass Lake-Bena Public Schools	Osseo Public School District
Cedar Mountain School District	Owatonna Public School District
Circle of Life	Park Rapids Public School District
Cleveland Public School District	Parkers Prairie Public School Dist.
Cloquet Public School District	Pequot Lakes Public Schools

Cook County Public Schools	Perham-Dent Public School District
Crookston Public School District	Perpich Center For Arts Education
Crosby-Ironton Public School Dist.	Pierz Public School District
Deer River Public School District	Pillager Public School District
Delano Public School District	Pine City Public School District
Detroit Lakes Public School Dist.	Pine Island Public School Dist.
Dover-Eyota Public School District	Pine River-Backus School District
E.C.H.O. Charter School	Pipestone Area School District
East Grand Forks Public School Dist	Plainview-Elgin-Millville
Eastern Carver County Public School	Princeton Public School District
Eden Prairie Public School District	Prior Lake-Savage Area Schools
Eden Valley-Watkins School District	Prodeo Academy
Ely Public School District	Red Lake County Central Public Schools
Esko Public School District	Red Lake Falls Public School Dist.
Eveleth-Gilbert School District	Red Lake Public School District
Fairmont Area School District	Red Wing Public School District
Faribault Public School District	Redwood Area School District
Farmington Public School District	Region 6 and 8-SW/WC Service Cooperative
Fergus Falls Public School District	Richfield Public School District
Fertile-Beltrami School District	Robbinsdale Public School District
Fertile-Beltrami School District	Rockford Public School District
Fisher Public School District	Rocori Public School District
Foley Public School District	Roseau Public School District
Forest Lake Public School District	Rosemount-Apple Valley-Eagan
Fosston Public School District	Roseville Public School District
Frazee-Vergas Public School Dist.	Rothsay Public School District
Freshwater Ed. Dist.	Royalton Public School District
G.F.W.	RTR Public Schools
Glacial Hills Elementary	Rush City Public School District
Glencoe-Silver Lake School District	Sartell-St. Stephen School District
Glenville-Emmons School District	Sauk Centre Public School District
Goodhue County Education District	Sauk Rapids-Rice Public Schools
Goodhue Public School District	Sebeka Public School District
Goodridge Public School District	Shakopee Public School District
Granada Huntley-East Chain	Sibley East School District
Grand Rapids Public School District	Sleepy Eye Public School District
Greenway Public School District	South St. Paul Public School Dist.
Grygla Public School District	South Washington County School Dist
Hancock Public School District	Spring Lake Park Public Schools
Henning Public School District	Springfield Public School District
Herman-Norcross School District	St. Charles Public School District
Hermantown Public School District	St. Cloud Public School District

Heron Lake-Okabena School District	St. James Public School District
Hibbing Public School District	St. Louis County School District
Hinckley-Finlayson School District	St. Louis Park Public School Dist.
Holdingsford Public School District	St. Michael-Albertville School Dist
Hopkins Public School District	St. Peter Public School District
Houston Public School District	Staples-Motley School District
Howard Lake-Waverly-Winsted	STEP Academy Charter School
Hutchinson Public School District	Stewartville Public School District
Intermediate School District 287	Tracy Area Public School District
Intermediate School District 917	TrekNorth High School
International Falls School District	Tri-County School District
Inver Grove Heights Schools	Triton School District
Isle Public School District	Truman Public School District
Itasca Area Schools Collaborative	Twin Cities German Immersion Charter School
Jackson County Central School Dist.	Ubah Medical Academy Charter School
Janesville-Waldorf-Pemberton	Underwood Public School District
Jordan Public School District	United South Central School Dist.
Kelliher Public School District	Upsala Public School District
Kenyon-Wanamingo School District	Virginia Public School District
Kerkhoven-Murdock-Sunburg	Wadena-Deer Creek School District
Kimball Public School District	Walker-Hackensack-Akeley Schl. Dist
La Crescent Montessori & STEM School	Warren-Alvarado-Oslo School Dist.
Lac qui Parle Valley School Dist.	Warroad Public School District
Lake City Public School District	Waseca Public School District
Lake Crystal-Wellcome Memorial	Waterville-Elysian-Morristown Public School District
Lakeview School District	Waubun-Ogema-White Earth Public Sch
Laporte Public School District	Wayzata Public School District
Le Sueur-Henderson School District	West St. Paul-Mendota Hts.-Eagan
Lewiston-Altura Public School Dist.	Westbrook-Walnut Grove Schools
Life Prep	Westonka Public School District
Litchfield Public School District	Wheaton Area Public School District
Little Falls Public School District	White Bear Lake School District
Long Prairie-Grey Eagle School District	Willow River Public School District
Luverne Public School District	Windom Public School District
MACCRAY School District	Winona Area Public School District
Maple Lake Public School District	Wrenshall Public School District
Maple River School District	Wright Technical Center
Marshall County Central Schools	Yellow Medicine East
Math And Science Academy	



OFFICE OF
HIGHER EDUCATION

2020